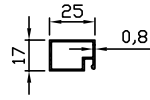
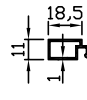


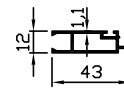
Sineklik
Profilleri



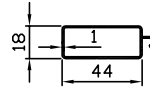
1040 191 g/m



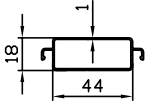
1136 178 g/m



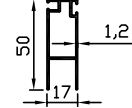
1135 350 g/m



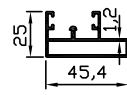
1158 352 g/m



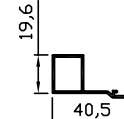
1166 384 g/m



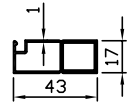
1191 465 g/m



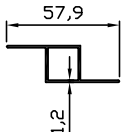
1192 547 g/m



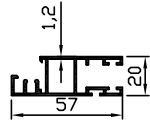
1196 299 g/m



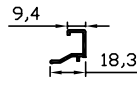
1194 370 g/m



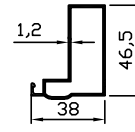
1193 354 g/m



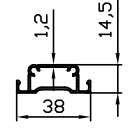
1161 354 g/m



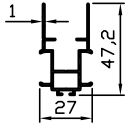
1165 155 g/m



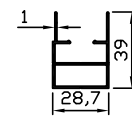
1258 534 g/m



1266 341 g/m



17101 436 g/m



17102 397 g/m